

THE SURVIVAL GUIDE TO YOUR NEW LIFE IN DENMARK



Please be aware that information below has been gathered with best effort.
There may be changes which the school is not aware of. You are therefore responsible for checking and looking for the up to date information by yourself.

EU

The registration process will start when you arrive in Denmark. The process has two steps. First, we have arranged a meeting with the Danish authorities for your primary registration. After having received the primary registration, you register locally in Kolding.

Please, remember to bring along the blue “European health insurance card and take out insurance (health, theft, liability, and travel/luggage insurance).

Please, have a look at this website:

<http://www.nyidanmark.dk/en-us/frontpage.htm>

NORDIC

You have to **bring along the internordic moving certificate “internordisk flyttebevis”** if you stay longer than six months. Please, **also take out insurance** (health, theft, liability, and travel/luggage insurance) before you leave home.

NON-EU/EEA

For some nationalities you **need both a visa** to enter Denmark and a **residence permission**. Other nationalities only **need to have applied for a residence permission. WHERE DO YOU FIT?**

You can see the list here:

https://www.nyidanmark.dk/en-GB/Words%20and%20Concepts%20Front%20Page/US/Visum/Must_have_a_visa_countries_and_countries_with_visa_exemption

We start up your application here at the school and will send you the first part of the application. For information on residence permits and other rules and regulations, please visit the website of the Danish Immigration Service at this website:

<http://www.nyidanmark.dk/en-us/frontpage.htm>

Please, **remember to take out insurance** (health, theft, liability, and travel/luggage insurance) **before you leave home.**

CPR

The CPR – **Danish civil registration number** is issued by the National Register together with your new address here in Denmark.

Designskolen Kolding will make an appointment to facilitate this tramit, in which it will be made in Kolding kommune, with all the new incoming students at once.

NOTES:

The CPR is the most important number you will have in Denmark, it is your ID and without it you cannot do any of the other documents, so it is important to organize that at first.

But dont get desperate, the world is not going down because of a number and everything takes time :)



MitID

The MitID is a digital signature that enables you to have one login for public and private services on the internet.

For example it is used for making transactions on netbanking, E-boks, municipalities' self- service systems, SKAT, New To Denmark (the official portal for foreigners and integration), libraries, the National State Administration etc.

For detailed information on MitID, please visit:


<https://www.mitid.dk/en-gb>

The MitID is requested the same day as the CPR. If you did not get it for some reason, to **request your MitID** you need to make an apointment in Kolding Kommune through online booking.

<https://www.kolding.dk/borger/borgerservice-okonomi-ydelser/borgerservice-og-abninstider/>

NOTES:

In order to have a MitID, you need to have a CPR first.



E-Boks

The Danish E-boks **is a secure digital mailbox** in which you can receive important bank documents, mail from authorities and many others in electronic format instead of paper.

For detailed information on E-boks, please visit:

www.e-boks.dk

NOTES:

In order to be able to create an e-boks account, you need to have the CPR and the MitID.




Bank Account

Banking hours are from 9.30a.m.–4.00p.m., Thursday till 5.00p.m. On Saturdays and Sundays and public holidays all banks are closed. Cash points for cash withdrawals from credit cards are available at all times.

You can open a bank account once you have obtained the Danish CPR Number.

In order to open a bank account you will need your **Danish civil registration number issued by the National Register together with your new address here in Denmark.** Your main Danish bank account will also be your NemKonto.

If you want an easy and fast procedure, you can also create a Lunar digital bank account with your danish number for free.



NemKonto

When you have opened a Danish bank account, you may use this as your **NemKonto** and all Danish public authorities will know where to deposit the money to which you are entitled. You will have access to your NemKonto using you MitID.

NOTE:

In order to **create a NemKonto** you need to have a CPR, a MitID, the e-boks and a bank account. After that you enter the website and register for it.

<https://www.nemkonto.dk>

One thing at a time

CPR



MitID



E-Boks



Bank



NemKonto



This is the only possible order in which the documents can be done, focus on doing one at a time, don't stress about it (:

Your address

Put your name on the door/letter box at your Danish residence, in order for the postman to find you. Otherwise you will not receive any mail.

If you change your address during your stay in Denmark, the National Register (Borgerservice) must be notified online no later than five days after you have moved. It is also advisable to inform the post office, as your mail will then automatically be forwarded to your new address for six months after moving.

When you leave Denmark again, you must online notify the National Register no later than five days prior to your departure.

You must also inform the study administration if you move during your stay here. Please, also remember to inform the study administration if you change your phone number and when you get your Danish Social Security number!

Taxes

In Denmark, paying taxes is statutory. If you plan to work in Denmark or you are entitled to receiving the Danish State Education Grant, **you must carefully study the rules and regulations in order to avoid debts to the tax authorities who has the right to take retroactive action if the rules are not properly observed.**

Here is the link to the Tax office:

<http://www.skat.dk/>

NOTE: when you start working in Denmark, you need to enter that website and register for your tax card. It is not optional.



**Address
+ Tax**

Accommodation

Kolding has a **central accommodation office** and there is a housing guarantee for young people coming to the city to study. You can find more information and contact them here:

StudentKolding

Nytorv 11, 6000 Kolding
Phone: +45 75501500, ask for KUA
Mail: student@kolding.dk

www.studentkolding.dk

Facebook Groups

Many students in Kolding live in **shared flats** and students often **share room offers via their facebook group “DSKD Underground”**. There is also a group called **“Students in Kolding”**, in which you can find students from the whole city and choose to share an apartment with them as well. And finally the **Students Accommodation Group**, that is also for the students from different schools in Kolding. Have a look:

<https://www.facebook.com/groups/DSKDUNDERGROUND>

<https://www.facebook.com/groups/1547020015355969>

<https://www.facebook.com/groups/KoldingSAG>

Rental websites

There is also the option to look into rental websites, although the prices of those apartments are fairly higher, there is the option to rent it together with other students and bring down the prices.

Important

Notes:

Even though it is sure that StudentKolding can rent out an apartment, **it is not sure that it will be for the date you need!**

You need to be aware that your housing may be delayed in a month or two, so it is important to **plan a second option** for you to be in. (An airbnb, a friends place, a temporary apartment with the students from school, etc).

It is important that as soon as you receive the acceptance letter start looking for housing. July/August/September are the busiest months in the year, so you need to apply for the apartments in advance.

Keep in mind that rooms are often unfurnished. But don't panic! It is fairly easy to find cheap furniture. There are several second hand shops around the town, and also a lot of good deals in Facebook Marketplace.



The cost of living in Denmark is **fairly high**, but living expenses will of course vary according to personal requirements and standards.

Basic food expenses for one person amount to **DKK 2000kr,-** per month.

Going out may be rather expensive. A meal costs approximately DKK 120, a beer DKK 30 and a bottle of wine between DKK 100 and 200, again of course varying according to personal standards.

A number of restaurants and café's offer inexpensive lunches from 11.00a.m. – 2.00p.m. and it is easy to find **inexpensive pizza places in which the pizza costs about DKK 50**

Danish currency is counted in Kroner and Ører. 100 Ører = 1 Krone. A Krone is usually abbreviated kr. Coins are in denominations of 50 Ører, 1, 2, 5, 10 and 20 Kroner. Notes are 50, 100, 200, 500 and 1,000 kr.

1 Euro equals approximately 7.50 Kroner.
1 Dollar equals approximately 7.00 Kroner.

Shopping

Suggested shopping facilities for daily needs, such as groceries, are: Liva, Fakta, Netto, REMA1000, Lidl, Aldi, Spar, Brugsen and Føtex.

The low-price supermarkets are: Fakta, Netto, REMA1000, Lidl and Aldi.

In the northern part of Kolding you will find the shopping mall Kolding Storcenter, which also accommodates the discount store Bilka.

Important Notes:

All the shops have promotions for different days of the week, it changes from month to month and it is worth it to wait for the promotion date! For example, in one of them, instead of paying DKK 1,50 per egg, you would pay only DKK 1,00 on Wednesdays.

Minetilbud.dk is a website in which you can see all the promotions on the supermarkets in denmarkand plan better where to go and when!

By the end of the day, all the supermarkets cut the price of the bakery products, because they cannot sell it on the other day. So if the place closes at 21, if you go at 20:40 you can find really cheap things!

TooGoodToGo, is also used by large number of supermarkets and restaurants. Dowload the app, so you can check the daily offers!

Yellow Card

If you are staying in Denmark on a residence permit or a registration certificate, i.e. if you are staying in Denmark for at least three months, **you are automatically included in the Danish Health Insurance Scheme, when you register at the National Register.** This gives you the right to free medical treatment by a general practitioner and in public hospitals.

Please, note that with **a few exceptions, foreigners from outside the Nordic countries and the EU are not covered by the Danish Health Insurance Scheme until after six weeks from the date of arrival in Denmark.**

Such persons are advised to take out personal health insurance to cover the first six weeks of their stay. When you register at the National Register, you will be asked to **choose a general practitioner**, and it may be a good idea to ask a Danish friend to recommend one.

The personal registration number, which you receive, also serves as your health insurance number. **After your registration you will receive a yellow health insurance card.** Always remember to bring the card when you see your doctor or your dentist. The name, address and phone number of your doctor will be printed on the card.

Notes:

On the same day you are doing your CPR and NemID, you will be able to make the yellow card. The yellow card will be ordered and mailed to you by post.

Get in touch with a doctor

Most doctors are open for a few emergency consultations every day. But normally you call them and make an appointment.

The phone number of your doctor can be found on your yellow card.

If you need to consult a doctor on weekdays between 4.00p.m. and 8.00a.m., during weekends or public holidays, you must call the doctor on duty (Lægevagten) on phone: +45 70110707.

Lægevagten is situated at the hospital.



Emergencies

In case of emergency, **dial 112.** Ask for an **ambulance, the police or the fire department, state your name, address and the phone number you are calling from.** Stay by the phone until your information has been confirmed.

If you need emergency treatment, you should contact the **Accident and Emergency Department** at Kolding Hospital (Kolding Sygehus, Skadestuen), which is open around the clock for minor injuries incurred within the last 24 hours.

On those conditions emergency treatment is free. In case of severe injuries the Accident and Emergency Department at Kolding Hospital must be contacted.

Dental Treatment

Dental treatment **is fairly expensive** in Denmark. You must always remember to bring your yellow card.

If you need dental treatment, you are free to choose your dentist. You can ask a friend to recommend one, or look for one in the internet.

Please note that you will usually have to **make an appointment in advance.**

If you need to contact a dentist during weekends or public holidays, contact the dentist on duty (Tandlægevagten), phone: +45 65414551.

FAOD

It is a professional association in Denmark with special insight into the careers and working lives of architects and designers. As a member, you can make use of a broad range of services like inexpensive insurance, pay protection, health insurance and free career development and career coaching among others.

Private Insurance

Before your arrival in Denmark, **you should check whether you are covered by travellers' insurance or by insurance in your home country.** You are strongly advised to take out insurance against theft, fire, etc. as well as a public liability and health insurance, as you are not covered by any insurance made by DK during your stay here.

The school is not able to help you with insurance.

Also, make sure that you are covered if you get so ill that you have to be transported back to your home country. The Danish Health Insurance does not cover that (as Danes are home).



The two biggest airports in Denmark are Kastrup Airport in Copenhagen and Billund Airport, the latter located 44 km from Kolding. From Kastrup there are trains going directly to Kolding. It takes about 2,5 hours. From Billund Airport there are direct busses to Kolding. They take about 1 hour. Esbjerg also has an airport. It takes about 1 hour by car to get to Kolding from there.

You can check the trains at www.dsb.dk and the local busses at www.sydtrafik.dk

Taxis

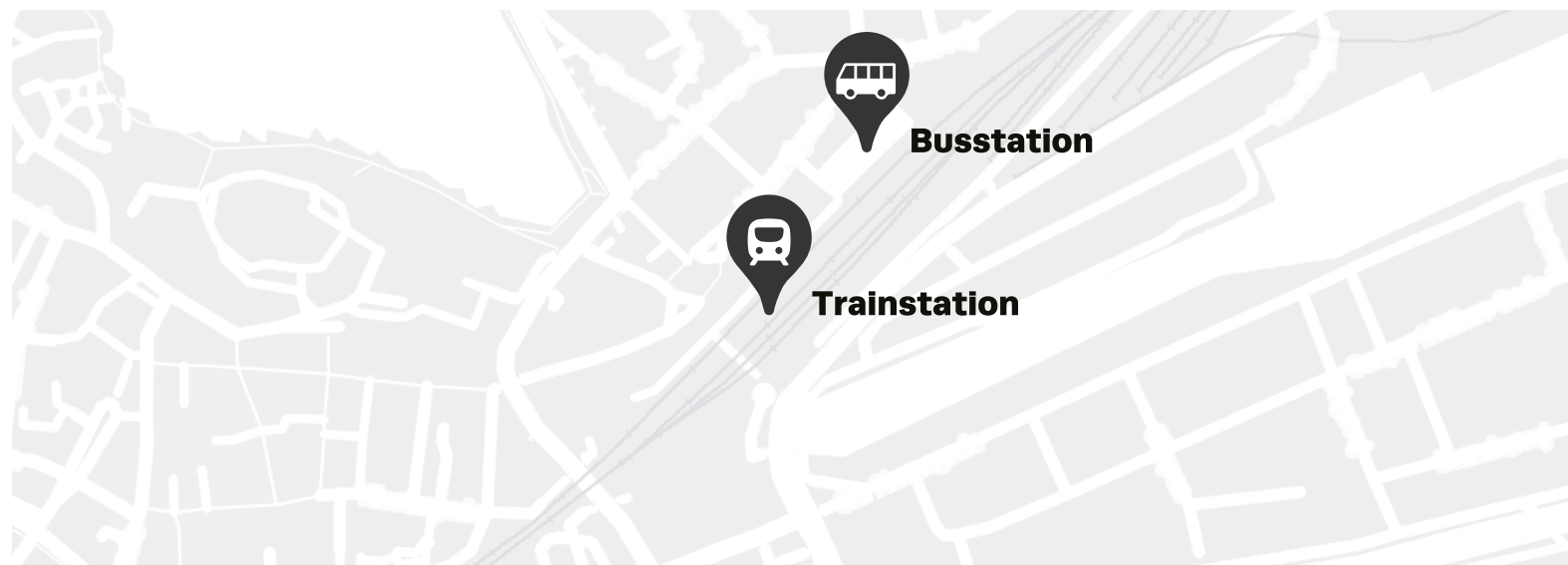
Taxis are normally available from the train station, town centre and the airport. A taxi may be ordered by calling +45 70252525 or +45 35353535. Note that actually taxis are called taxa in Denmark! And it is also quite expensive to drive in a taxi.

Bicycles

In Denmark, bicycling is a very common form of transportation. In most towns there are bicycles paths. You can get a new or a second-hand bicycle at a local bicycle dealer, or by individuals on Facebook Marketplace. Or you may attend the sale of lost properties at the police station!

Buses

There are regional buses (regionale busser) and buses only driving within the town limits (bybusser). You can check www.sydtrafik.dk for more schedules.



Important apps you should have

DSB – you can see all trains and buy tickets fast

Rejseplanen – you are able to see all trains and buses in Denmark and know the routes, time, where to get them, how many time it takes etc.

Sydtrafik – this is the bus company app, here you get the individual tickets for the buses if you don't have a rejsekort!

Notes:

Taxi rides can be **quite expensive**.

Buses are always on time and are quality public transportation with a much lower price.

Walk! Kolding is quite small so you can easily walk everywhere.

Get a **Rejsekort!** You will be in Denmark for a while, getting a rejsekort is the easiest cheapest way to getting around in buses and trains here. The personal one is the cheaper, and only for you, and the general one is less cheaper, but anyone can use it !
<https://www.rejsekort.dk/>

There are more than 100,000 active associations in this country of 5.8 million people, according to the Danish National Centre for Social Research. In Kolding, a significant part of the social life has to do with the various clubs and voluntary associations that you can be part of.

Kolding Climbing Club

Kolding Climbing club is for wall climbing and rock climbing. The club has a 13mt high climbing wall and a great boulder. All levels of climbers are welcome, there are several certified climbing instructors in the club. Because it is run by volunteers, the membership fee is fairly low!

<https://www.facebook.com/koldingklatreklub>

Food Reformers

It is an organisation led by volunteers in Kolding that aim to address the issues of food waste by creating awareness through social events and inform about food waste and the 17 UN's SDGs.

<https://www.instagram.com/foodreformers/>
<https://www.facebook.com/foodreformer/>

Campus Kolding

Campus Kolding is the Municipality of Koldings information hub with relevant information for students in Kolding. The purpose of this site is to communicate relevant information about Kolding to students – thereby creating the best possible conditions to ensure that you will thrive as a student and have a joyful time living in Kolding.

<https://campuskolding.dk/>

Swap Spot

Swap Spot is a physical space in Kolding based on the "swapping" concept that help to keep your wardrobe dynamic. It gives the citizen the possibility to have daily access to second-hand clothing and renew their wardrobe by making more sustainable choices. It is run by a group of volunteers who will be happy to have you on board!

<https://www.instagram.com/swap.spot/>
<https://www.facebook.com/swapspot.kolding>

Nicolai

Nicolai is the cultural playground of the people of Kolding – here you can get help and space to realize your cultural project, whether it is large or small. It is a Culture House providing a space for cultural actors, creative initiatives, workshops as well as counselling in these areas.

<https://www.facebook.com/nicolaikultur>

Trapholt museum for modern art

Trapholt is a museum of modern art, crafts and design with unique architecture and scenic location down to Kolding fjord. It is a national cultural lighthouse in the design city of Kolding, which is a member of UNESCO's Creative Cities Network. Being students of Designschool, we have free entrance

Koldinghus

Another cultural experience with free entrance for Designschool students! Koldinghus is a 750-year-old castle, which for centuries was one of the country's most important royal castles. Today, it is a modern museum and a world-class attraction with an award-winning restoration and large international exhibitions.

R10

Riberdyb10 is a physical initiative in the area where neighbours, visitors and citizens in Kolding are invited inside for a preview of life and opportunities in the district. The house regularly hosts events, workshops, open design studios, city walks and much more. You can stay up to date on the website or via Facebook, Instagram and LinkedIn at all times. Stop by and take part in the development of the new district!



Danish Classes

The Language School offers Danish lectures. The Language School is located in the KUC building opposite the school. In order to study Danish you must have received your Danish social security number, **you are automatically assign for the danish course,if you do not want to attend to danish classes**, you must let the Language school aware of that.

Public Library

Kolding's main library (Kolding Bibliotek) is located just opposite the railway station in the city centre. You can borrow books, access the internet, etc. via your health insurance card. Pay attention to deadlines for return of books. In case of late delivery, the library will charge a fee.

Climate

Denmark has a rather humid, temperate climate with variable and often unpredictable weather. Spring comes in April/May and summer temperatures vary from 15–25 degrees, but can go up to 30–35 degrees. Around September it becomes colder. January/February are usually the coldest months with an average temperature of 2 degrees. However, it may become as cold as minus 10 degrees or lower. Therefore, always bring some warm and waterproof clothing, regardless of season.

Recycling

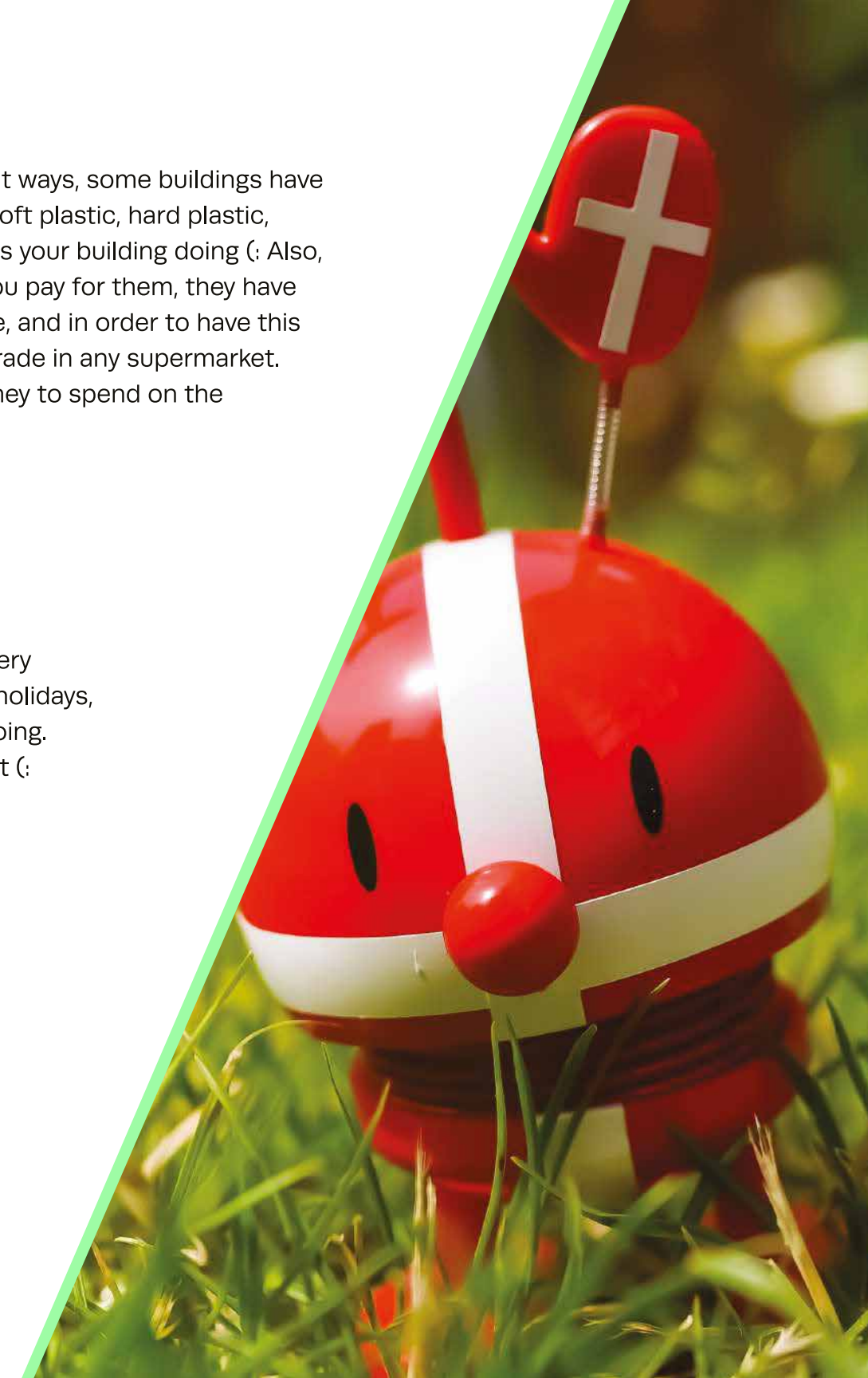
Here in Denmark they recycle the garbage in different ways, some buildings have one different bin to each type of trash: cardboard, soft plastic, hard plastic, glass, metal and organic. You must check which one is your building doing (: Also, when you buy beverages, in cans or bottles, when you pay for them, they have an additional tax meaning that you pay for the bottle, and in order to have this money back, you must keep the bottles/cans to trade in any supermarket. When you trade them you gain a ticket with the money to spend on the supermarket you traded it.

Danes Loves Danish Flags!

Danes are really proud of their flag! They use it in every celebration and happy occasion: birthdays, picnics, holidays, as a decoration in their houses, and the list keeps going. So keep a flag with you in any case, you might need it (:

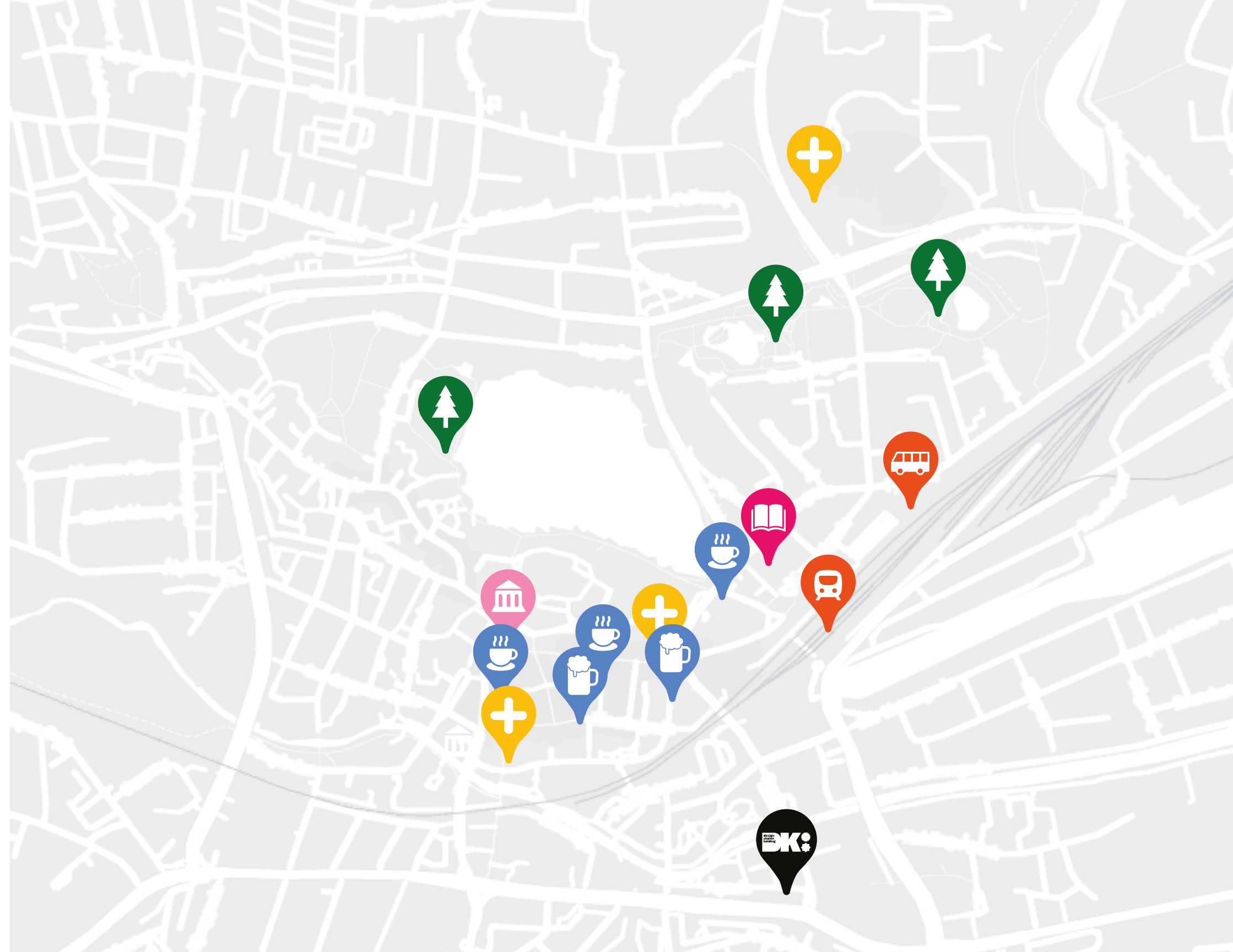
Ask for Help (:

Danes are really kind and happy to help when you need something or are confused about something. But remember always to be polite and kind as well, even in stressful moments. Oh, and don't be scared if some Danes on the street just smile and say hi to you, that is normal around here, just smile back and let that be a good part of your day!



These are the main addresses in Kolding, but of course you will get to know a lot more when you arrive! And we are looking forward to that (:

-  Hospital and pharmacies
-  Buses and trains
-  Library
-  Bars and cafés
-  Kolding Kommune
-  Parks
-  The Design School



We are looking
forward to
have you
with us!



Come play with us!

